



The Model School, Abu Dhabi

No. 009/Acad./ 2020-'21

CIRCULAR

Date: 15.04.2020

Dear parents,

Subject: Results of IBT Examination

Please be informed that the result of IBT Examination of your wards is available for reference.

Please follow the guidance in the given attachment for getting the results.

Principal

IBT 2019 ONLINE REPORT ACCESS – FOR STUDENTS

Participating students are able to access their IBT student report on the online report delivery system via individual logins.

This is a two-step process:

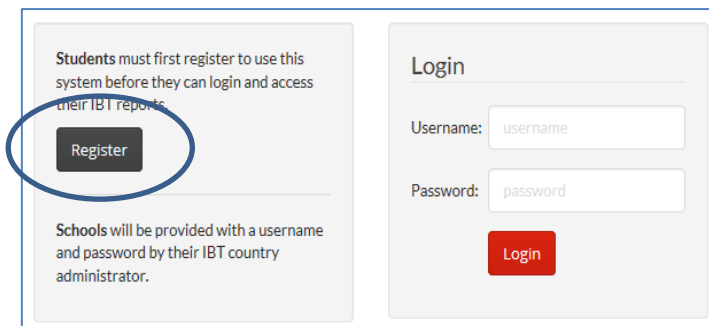
- Register for an account to receive a username and password.
- Login and download the student report.

Registering an account

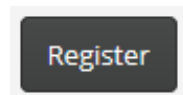
1. In your preferred browser, open the following website address for IBT online reporting to login:

<https://ibtreporting.acer.org/>

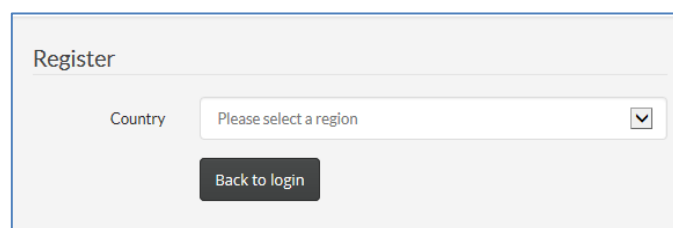
The login page for the online system will be displayed:



2. Select register to set up a student account.



3. Select your country or region.



4. Complete the online registration form.


The following information is required to register:

- Student ID
- First name or
- Last name
- Valid e-mail address

The screenshot shows a registration form titled "Register". It includes a dropdown menu for "Country" set to "Australia". There are input fields for "Student Id*" (with a placeholder "ME000-xxxxxx (schoolcode-studentID)"), "First Name*", "Last Name:", "Email:*", and "Confirm Email:*" (with a placeholder "Example: user@example.com"). At the bottom, there are "Register" and "Back to login" buttons, and a link "Having trouble logging in to access student reports?"

Student ID must be the same as the Student Label on the Test Booklet and Answer Sheets. Please refer to the image below:

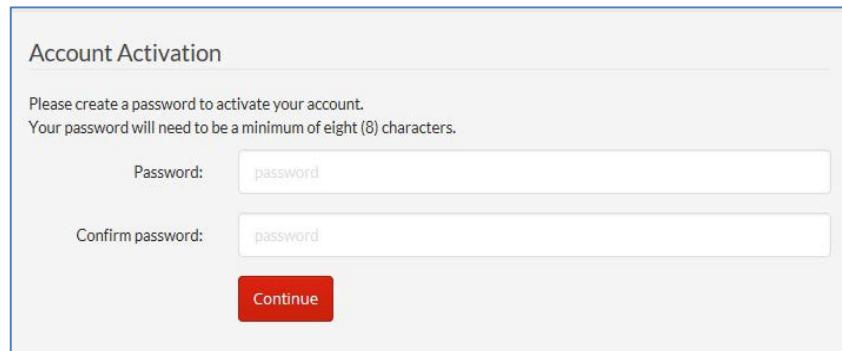
Student Name	SAMPLE STUDENT		
Gender	F	Date of Birth	20/04/2010
Subject	English	Student ID	ME000-000000
School Name	SAMPLE SCHOOL		
School ID	ME000	Grade	03
		Section	B

 ME000-E-0000-03-1

Click on 'Register' to set your password

The screenshot shows a screen titled "Register" with a green message box that says "Please set your password". Below the message box is a "Continue" button. At the bottom, there is a link "Having trouble logging in to access student reports?"

Set password to activate your account



Account Activation

Please create a password to activate your account.
Your password will need to be a minimum of eight (8) characters.


Password:

Confirm password:

[Continue](#)

Logging-in and downloading your report(s)

Click on 'download' to access your report



Reports

News & Documents

Notices Documents About IBT

Student Report

Download

International Benchmark Tests in English, Mathematics & Science

Welcome to IBT Online Access

Reports for the subject(s) attempted will be provided in one PDF. File.

Further Information

Contact **ACER, Dubai** at:

Email: ibt-me@acer.org

Phone: +971 4 2830 120